


ASSEMBLY INSTRUCTIONS


ITEM CODE : IN 939

ITEM DESCRIPTION : BENCH IN GREY VELVET




1

Reverse the bench & place the leg as shown & align the leg to match the apron.




Insert the Bolt to fix the leg with the bench top and tighten the nut with the washer as shown in fig1

2



3

Fix the other leg in the similar way



4

Reverse the bench straight. Now your bedside is ready for use

