

ASSEMBLY INSTRUCTIONS


ITEM CODE : IN 3788

ITEM DESCRIPTION : CABINET




1

Reverse the desk & place the leg as shown & align the leg to match the apron.



Insert the Bolt to fix the leg with the desk top and tighten the nut with the washer as shown in fig1

2



3

Fix the other leg in the similar way




Fig. 1

Reverse the desk straight. Now your desk is ready for use

4

