ASSEMBLY INSTRUCTION

ITEM CODE : **IN 3384**

ITEM DESCRIPTION : **ROUND COFFEE TABLE**



1

Reverse the Coffee table top & place the leg as shown & align the leg to match the apron.

Twist the leg into the iron fitting slot by rotating it. **2**



3

Fix the other leg in the similar way

4
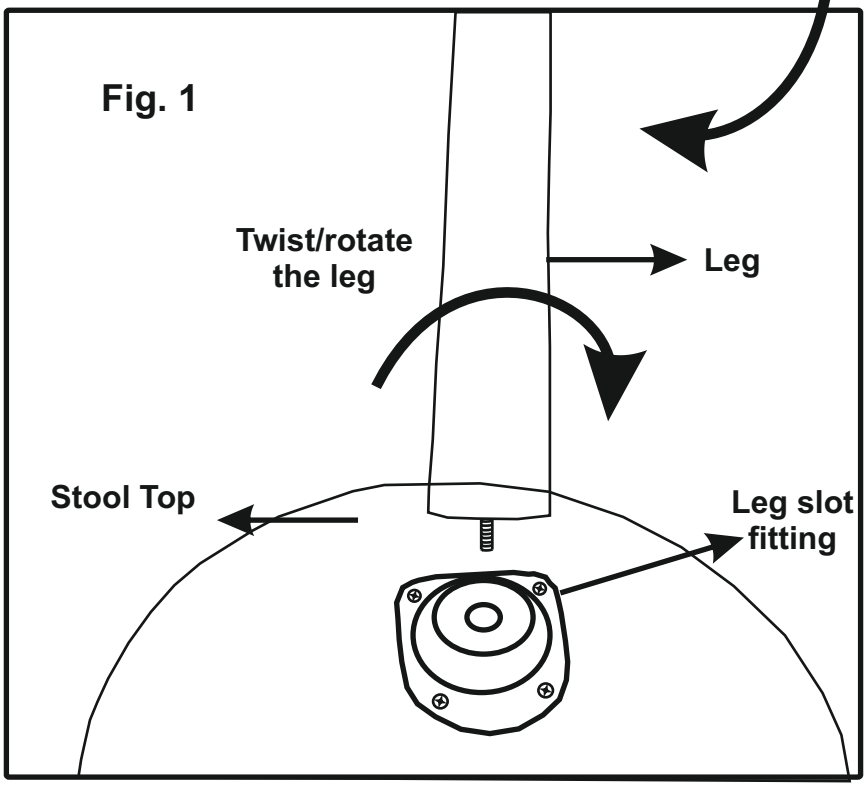
Reverse the Coffee table straight. Now your Coffee table is ready for use